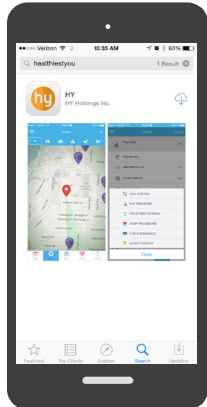


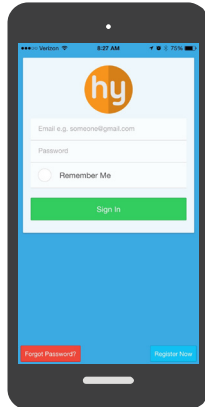


# Setting up Your HealthiestYou App!



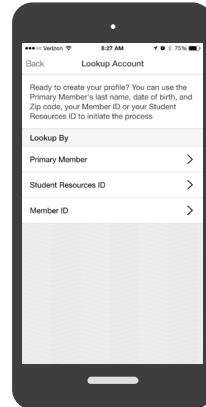
## Step 1

Search and download "HealthiestYou" or "HY" in the app store or Google Play! Available on your iPhone or Android device



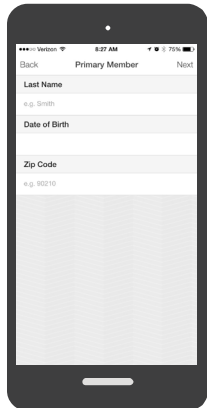
## Step 2

Click Register Now to get started  
  
--Note, the app registration is separate from the online member portal registration



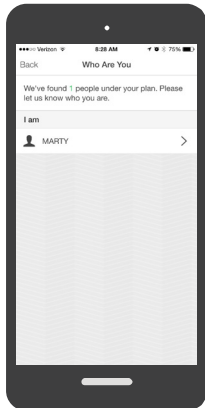
## Step 3

Select Primary Member



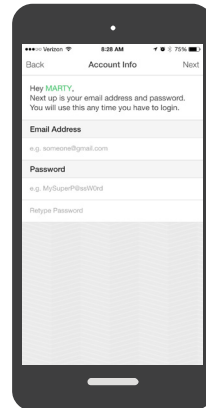
## Step 4

Enter the Primary Member's information:  
  
- Last Name  
- D.O.B.  
- Zip Code



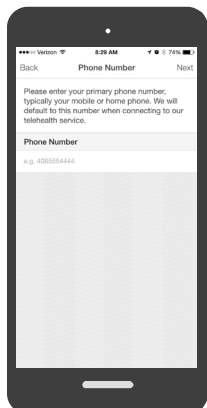
## Step 5

Click your name



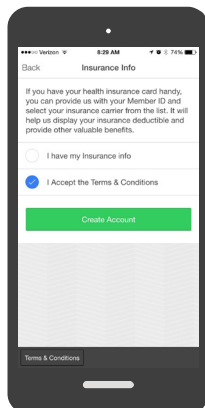
## Step 6

Enter your information  
  
- Your email address  
- Select a password  
- Retype your selected password



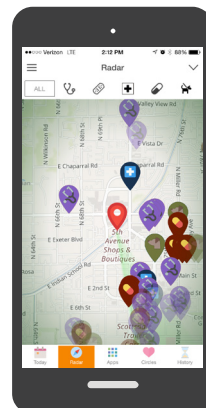
## Step 7

Enter your phone #  
  
-- This will be the best # to have a physician reach you at.



## Step 8

If you have your insurance card handy, select "I have my insurance info". You can enter your insurance information later too.  
  
- Accept the Terms & Conditions  
- Click Create Account



## Step 9

Start!  
  
- Talk to a doctor  
- Locate a provider  
- Price Procedures  
- Compare RX Prices  
- Find Recipes